

**SEPARATED OVERFIRE
AIR REGISTER (SOFA)
(± 30° VERTICAL TILT RANGE)**

SOFA D
SOFA C
SOFA B
SOFA A

HORIZONTALLY ADJUSTABLE AIR NOZZLE TIPS

HORIZONTALLY ADJUSTABLE AIR NOZZLE TIPS

HORIZONTALLY ADJUSTABLE AIR NOZZLE TIPS

HORIZONTALLY ADJUSTABLE AIR NOZZLE TIPS

**CLOSE COUPLED OVERFIRE
AIR COMPARTMENTS (CCOFA)
(± 30° VERTICAL TILT RANGE)**

CCOFA B
CCOFA A

HORIZONTALLY ADJUSTABLE (± 15°) AIR NOZZLE TIPS

HORIZONTALLY ADJUSTABLE (± 15°) AIR NOZZLE TIPS

AUX AIR ELEVATION F-F



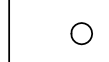
**AUX TOP AIR COMPARTMENT W/SCANNER
(± 30° VERTICAL TILT RANGE) CFS AIR NOZZLE TIP**

COAL ELEVATION F



COAL COMPARTMENT (± 20° VERTICAL TILT RANGE)

OIL ELEVATION E-F



**OIL/AIR COMPARTMENT W/HEA IGNITOR & SCANNER
(± 30° VERTICAL TILT RANGE)**

COAL ELEVATION E



COAL COMPARTMENT (± 20° VERTICAL TILT RANGE)

AUX AIR ELEVATION D-E



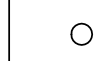
**AUX AIR COMPARTMENT W/SCANNER
(± 30° VERTICAL TILT RANGE) CFS AIR NOZZLE TIP**

COAL ELEVATION D



COAL COMPARTMENT (± 20° VERTICAL TILT RANGE)

OIL ELEVATION C-D




**OIL/AIR COMPARTMENT W/HEA IGNITOR & SCANNER
(± 30° VERTICAL TILT RANGE)**

COAL ELEVATION C



COAL COMPARTMENT (± 20° VERTICAL TILT RANGE)

AUX AIR ELEVATION B-C



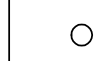
**AUX AIR COMPARTMENT W/SCANNER
(± 30° VERTICAL TILT RANGE) CFS AIR NOZZLE TIP**

COAL ELEVATION B



COAL COMPARTMENT (± 20° VERTICAL TILT RANGE)

OIL ELEVATION A-B




**OIL/AIR COMPARTMENT W/HEA IGNITOR & SCANNER
(± 30° VERTICAL TILT RANGE)**

COAL ELEVATION A



COAL COMPARTMENT (± 20° VERTICAL TILT RANGE)

AUX AIR ELEVATION A-A



**AUX AIR BOTTOM COMPARTMENT
(± 30° VERTICAL TILT RANGE) CFS AIR NOZZLE TIP**

BURNER BOX AND DAMPERS (DRAWING NUMBER 5)